

INSTRUCTION ON REGISTRATION AND SUBMISSION

http://journal10.magtechjournal.com/Journalx_en/authorLogOn.action?mag_Id=1

How to submit paper and complete the registration online ?

TBIS Website: www.tbisociety.org

Step 1 (Go to the following link, copy & paste to your browser)

<http://www.tbisociety.org/index.php?thispage=publications&c=publications&s=2>

The screenshot displays the TBIS 2020 website. The header features the TBIS logo and the text "Textile Bioengineering and Informatics Society". A navigation bar includes links: Home, About TBIS, Symposium, JFBI Journal, Academic Leaders, Membership, Administration, Industrial Forum, Research Study, News, and Contact Us. A dropdown menu for "Symposium" is open, listing various options. A central banner for "TBIS 2020" shows a large audience at a conference. A "Quick link" box highlights "Paper (Abstract) Submission/Review". A pink callout box instructs the user to click on this link.

Textile Bioengineering and Informatics Society

Home About TBIS Symposium JFBI Journal Academic Leaders Membership Administration Industrial Forum Research Study News Contact Us

Symposium → Homepage-TBIS 2020, Roubaix, France

- Homepage-TBIS 2020, Roubaix, France
- Paper (Abstract) Submission/Review
- TBIS Registration
- Symposium program
- Download Forms
- Hotel & accommodation
- Travel Information
- Invited Speakers
- Welcoming Message
- Committees
- Call for papers / abstracts / Main topics
- CPCI(JSTP)/SCOPUS/EI COMPENDEX
- Future Symposium

TBIS 2020

Quick link

- Paper (Abstract) Submission/Review
- Travel Information
- Invited Speakers
- Welcoming Message

Step 1a: Click on paper/abstract submission

TBIS 2020 is a peer-reviewed conference.

Step 1 (Go to the following link, copy & paste to your browser)

<http://www.tbisociety.org/index.php?thispage=publications&c=publications&s=2>



Textile Bioengineering and Informatics Society

Home About TBIS Symposium JFBI Journal Academic Leaders Membership Administration Industrial Forum Research Study News Contact Us

User guideline:

Items	Click to login	Functions
1. New User Online Registration	Click here to register	<ul style="list-style-type: none"> - Participants create new account - Obtain username and password
2. Existing User	Click here to login with registered username and password obtained in (1)	<ul style="list-style-type: none"> - Submit new paper - Submit abstract - Submit revised paper - Monitor paper processing status - Modify personal information - Upload registration fee payment - Complete information required - Update presentation style (Oral or poster) - Upload PPT
3. Peer review center	Click here to review	<ul style="list-style-type: none"> - For reviewers only - Login with use username and password assigned in invitation letter to reviewers - Provide review comments online within given time period.

For any inquiries, please feel free to contact us: tbis@tbisociety.org

Step 1 b:

There are two options to select: .

- 1) If you are a **NEW USER** press “click here” on new user
- 2) If you have an **EXISTING ACCOUNT** simply press “click here” on existing user.

New user: [Click here to register](#)

Step 1: Register before paper submission (Create an account and obtain username and password.)

Step 2: Use obtained username and password to [login here](#) to submit paper.

Registering as a participant

If you are a new user, Please follow this procedure to register as an Author before you can submit a paper



Journal of Fiber Bioengineering and Informatics

ISSN: 1940-8676
CN: 11-1111
Tel: (852) 81700229
Email: joffbi@gmail.com

[Author Instruction](#) | [Copyright Agreement](#) | [Typeset Template](#) | [System Requirement](#) | [Author FAQ](#) | [Journal Home](#)

After Login, you will be able to:

1. Submit to our journal, or continue your incomplete submission
2. Track your manuscript
3. Read the revised requirement and upload revised files
4. Download and upload proof file
5. Enquiry the charge for submission
6. Update personal information.

WARNING:

1. If you have already an existing account of any role (Author, Reviewer, or Editor) in this system, please **DO NOT** register again. This will cause delays or prevent the processing of any review or manuscript you submitted.
2. The Login Name and Password are **Case Sensitive**.
3. IE6.0 IE8.0 Firefox Chrome are suggested.

Author Login

Login here if you are already a register user.

Login Name/E-mail:

Password:

☐ Remember my password

If you are a new author, please **Register for an account** first.

Password Help. Enter your e-mail address to receive an e-mail with your account information.

E-mail:

Step 2:

There are two choices you can make.

- ① If you are a NEW USER press “Register for an account ” on new user
- ② If you have an EXISTING ACCOUNT simply enter Email and Password on existing user.

Registering as a participant

If you are a new user than follow this procedure to register as an Author before you can submit a paper

Author Registration--Journal of Fiber Bioengineering and Informatics

Welcome to register and contribute to our journal.

(1) There are two pages that need to be filled in during registration. All fields with **(Required)** should be completed. Please click NEXT to continue.

(2) Please do not register more than once. The system identifies each account by E-mail. If you have already registered, please use **Forgotten password** on the login page and the system will send your account info to the E-mail you registered.

Next

Login info/E-mail

User name: (* Required)
(Username can be letters,numbers,underline, and quotation marks,space,star will not be supported. Please keep length within 20 characters)

Title: ☐ Prof. ☐ Dr ☐ Mr ☐ Ms

Password: (* Required)
(The password should be no more than 50 characters in length and may contain letters, numbers and underscores(_) but no special characters such as asterisks or quotation marks)

Confirm password:

Name: (* Required)
(Please use your real name. This information is important for submission and billing purposes.)

English name: First Name (* Required)
First name should be written as follows: Xiao-Ming

Last Name (* Required)
Last name should be written in capitals, e.g. ZHANG

Sex: ☐ Male ☐ Female

First E-mail: (* Required)
(Please enter your e-mail.)

Retype first E-mail: (* Required)

Copy E-mail to:

Checking code: 03667 Refresh (* Required)

Keywords

Keywords:
(Please enter your recent research interest.)

Contact details

Affiliation: (* Required)
(Please enter your affiliation completely, with no abbreviations and keep length within 400 characters)

Department:

Address: (* Required)
(Please enter your postal address in detail. You will not receive a receipt, publishing reward or sample journal if it is wrong)

Postcode: (* Required)
(Please input your postcode)

Telephone number: (* Required)
(Please input your telephone number and separate each one with a semicolon if you have more than one. The total length should be fewer than 150 characters)

Mobile:
(Please input a valid and frequently used cell phone number.)

Next

Step 3a: Fill in the missing boxes

Step 3b: After you fill in the missing boxes click on “Next” to enter the next page

Registering as a participant

If you are a new user than follow this procedure to register as an Author before you can submit a paper

<< 返回
 回复
 回复全部
 转发
 删除
 举报
 拒收
 标记为
 移动到
 更多

Confirmation of your Registration

发件人: TBIS-JFBI<tbsjfbnotify@163.com>

收件人:

时 间: 2022年12月20日 15:21 (星期二)

*** This is an automatically generated email, please do not reply to this message ***

For any inquiries, please send email to tbs@tbsociety.org.

Dear ,

This is to inform you that you have completed the registration and paper submission with TBIS. The information you have provided is very important for future contacts, please save it properly.

If there is any information you want to modify, you can update through our platform under "Modify personal information".


Best Regards,

Email: tbs@tbsociety.org

Whatsapp: +852 63905379

Facebook: www.facebook.com/tbsociety.org

Wechat: TBIS-123



TBIS website: www.tbsociety.org

JFBI-Journal: www.jfbibtis.org

You will get an e-mail from JFBI if your registration has been successfully completed.

Registering as a participant

If you are a new user than follow this procedure to register as an Author before you can submit a paper



AuthorRegistration

**Journal of Fiber
Bioengineering
and
Informatics**

Registration Completed.

Thank you for your registration on Journal of Fiber Bioengineering and Informatics.

You can always login to submit paper and check your submission status.




Many thanks for your support to us.

Journal of Fiber Bioengineering and Informatics





[To author center](#)


Step 3c: Your registration has been successfully completed. If you want to submit a new paper Please click “To Author center”







How to submit paper





Journal of Fiber Bioengineering and Informatics
ISSN: 1940-8676
CN:
Tel: (852) 81700229
E-mail: joffbi@gmail.com

 Refresh  Logout  Help  Journal home

[Author Center](#)  [Switch Journal](#)

[For authors](#)  [Instructions](#)  [Template](#)  [Agreement](#)  [For revision](#)  [Galley proof](#)  [About process](#)

 [[Modify personal information](#)]

Submit new manuscript:  **Submission Wizard**

Manuscripts needing your operation Manuscript you can operate Manuscripts for viewing only

Note:

- (1) Click the menu to browse the manuscript list and the details such as process and reviewing comments.
- (2) The incomplete submission will be kept for 29 days.
- (3) New submission is the manuscript that you have submitted and is waiting for the editor to process it.
- (4) All the manuscripts being processed are manuscripts that have been accepted by the editorial office, waiting for review, or being edited.

Messages from editor(0)

Step 4a: Click on Submit paper

If you want to submit paper Please click
“Submission Wizard”

How to submit paper

Information for authors

Submission Guide

Before making a submission, please make sure that you have included all necessary details.

Please make sure you have provided:

- Name of the author designated as the corresponding author, along with their:
E-mail address
Full postal address
Telephone numbers
- Keywords
- Ensure that your manuscript is in **LaTeX format**. If you are unfamiliar with LaTeX, you may submit your manuscript in PDF or in Word format. However, once accepted you will be asked to provide the final revision of your paper in LaTeX.
- Ensure that graphics are high-resolution.
- Be sure all necessary files have been uploaded/attached. All figure captions are available.
- All tables are present (including title, description, footnotes).
- Ensure your manuscript has been 'spell checked'
- Verify that permission has been obtained for use of copyrighted material from other sources (including the Web)
- Check that references are in the correct format:

Responsibility for the accuracy of bibliographic citations lies entirely with the authors.

Citations in the text: Please ensure that every reference cited in the text is also present in the reference list (and vice versa). Any references cited in the abstract must be given in full.

Citing and listing of web references. As a minimum, the full URL should be given. Any further information, if known (author names, dates, reference to a source publication, etc.), should also be given. Web references can be listed separately (e.g., after the reference list) under a different heading if desired, or can be included in the reference list.

Text: Indicate references by number(s) in square brackets in line with the text. The actual authors can be referred to, but the reference number(s) must always be given.

Example: "....as demonstrated [3,6]. Barnaby and Jones [8] obtains a different result...."

List: Number the references (numbers in square brackets) in the list in the order in which they appear in the text.

Examples: Reference to a journal publication:

[1] J. van der Geer, J.A.J. Hanraads, R.A. Lupton, The art of writing a scientific article, J. Sci. Commun. 163 (2000) 51-59.

Reference to a book:

[2] W. Strunk Jr., E.B. White, The Elements of Style, third ed., Macmillan, New York, 1979.

Reference to a chapter in an edited book:

[3] G.R. Mettam, L.B. Adams, How to prepare an electronic version of your article, in: B.S. Jones, R.Z. Smith (Eds.), Introduction to the Electronic Age, E-Publishing Inc., New York, 1999, pp. 281-304.

Step 4b: Submission Guide – Paper Format

Step 4c:

click “Agree and continue” into the next step

Agree and continue

Decline and return to Author Center

How to submit paper

Information for authors

Submission Guide

Before making a submission, please make sure that you have included all necessary details.

Please make sure you have provided:

- Name of the author designated as the corresponding author, along with their:
E-mail address
Full postal address
Telephone numbers
- Keywords
- Ensure that your manuscript is in **LaTeX format**. If you are unfamiliar with LaTeX, you may submit your manuscript in PDF or in Word format. However, once accepted you will be asked to provide the final revision of your paper in LaTeX.
- Ensure that graphics are high-resolution.
- Be sure all necessary files have been uploaded/attached. All figure captions are available.
- All tables are present (including title, description, footnotes).
- Ensure your manuscript has been 'spell checked'
- Verify that permission has been obtained for use of copyrighted material from other sources (including the Web)
- Check that references are in the correct format:

Responsibility for the accuracy of bibliographic citations lies entirely with the authors.

Citations in the text: Please ensure that every reference cited in the text is also present in the reference list (and vice versa). Any references cited in the abstract must be given in full.

Citing and listing of web references. As a minimum, the full URL should be given. Any further information, if known (author names, dates, reference to a source publication, etc.), should also be given. Web references can be listed separately (e.g., after the reference list) under a different heading if desired, or can be included in the reference list.

Text: Indicate references by number(s) in square brackets in line with the text. The actual authors can be referred to, but the reference number(s) must always be given.

Example: "....as demonstrated [3,6]. Barnaby and Jones [8] obtains a different result...."

List: Number the references (numbers in square brackets) in the list in the order in which they appear in the text.

Examples: Reference to a journal publication:

[1] J. van der Geer, J.A.J. Hanraads, R.A. Lupton, The art of writing a scientific article, J. Sci. Commun. 163 (2000) 51-59.

Reference to a book:

[2] W. Strunk Jr., E.B. White, The Elements of Style, third ed., Macmillan, New York, 1979.

Reference to a chapter in an edited book:

[3] G.R. Mettam, L.B. Adams, How to prepare an electronic version of your article, in: B.S. Jones, R.Z. Smith (Eds.), Introduction to the Electronic Age, E-Publishing Inc., New York, 1999, pp. 281-304.

Step 4b: Submission Guide Paper Format

Step 4c:

click "Agree and continue" into the next step

Agree and continue

Decline and return to Author Center

How to submit paper

Agreement

[Agree and continue](#)[Decline and return to Author Center](#)

All authors should sign the Copyright Agreement in accordance with national publishing laws.

CONTRIBUTOR'S PUBLISHING AGREEMENT

To be completed by the owner of copyright in the Contribution

Please read the notes below carefully.

INTENDED FOR PUBLICATION IN: Journal of Fiber Bioengineering and Informatics

Copyright Assignment

In consideration for the publication in Journal of Fiber Bioengineering and Informatics, of this Contribution, by agreeing electronically I hereby assign to Binary Information Press Ltd and Textile Bioengineering and Informatics Society Ltd the copyright in the Contribution and in any abstract prepared by me to accompany the Contribution for the full legal term of copyright and any renewals thereof throughout the world in all formats, and through any medium of communication.

Conditions of Publication

I warrant to Binary Information Press Ltd and Textile Bioengineering and Informatics Society Ltd that the Contribution is my original work, that I have the exclusive right to assign copyright in the Contribution to Binary Information Press Ltd and Textile Bioengineering and Informatics Society Ltd and to submit the work for first publication in the symposium proceedings and journal and that it is not being considered for publication elsewhere and has not already been published elsewhere, either in printed or electronic form, that I have obtained and enclose all necessary permissions for the reproduction of any copyright works (including artistic works, e.g. illustrations, photographs, charts, maps, other visual material, etc.) contained in the Contribution and not owned by me and that I have acknowledged all the source(s), that the Contribution contains no violation of any existing copyright, other third party rights or any unlawful statements and does not infringe any rights of others, and I agree to indemnify Binary Information Press Ltd and Textile Bioengineering and Informatics Society Ltd against any claims in respect of the above warranties.

I also agree to pay the publication fee as required.

[Agree and continue](#)[Decline and return to Author Center](#)

Step 4d: Submission Guide –Paper Copyright

Step 4e:
click “Agree and continue”
into the next step

How to submit paper

Journal of Fiber Bioengineering and Informatics

Submission wizard

- Manuscript Title
- Author(s) Information
- Abstract of Manuscript
- Keywords
- Leave a message
- Upload the manuscript files
- Confirm
- Submission completed

Step 4f:
click "next" into the next step

Next

Please provide your Manuscript Title below (Max. 250 words): **(Required)**

Enter your Title of Manuscript here

Journal of Fiber Bioengineering and Informatics

Submission wizard

- Manuscript Title
- Author(s) Information
- Abstract of Manuscript
- Keywords
- Leave a message
- Upload the manuscript files
- Confirm
- Submission completed

Step 4g:
Add The authors 'information
click "next" into the next step

Previous **Next**

Please provide the co-authors' name & email address.
If the name or email address of the author provided already exists, please select and add to this submission.
Otherwise, you are required to provide the author's details.

Name **Or** **E-mail** **Add authors**

Author list(1)


Either adding an author by providing name or E-mail address
- Click "Add Authors" to provide the information of the new author

Corr.author	Postcode	Degree	Delete	Adjust order
<input type="radio"/>				Up Down

(If the info shown above is wrong/specially Email and name, please enter the right in the following box to help us to correct. Thank you)

Author info correction

How to submit paper

**Journal of Fiber Bioengineering and Informatics**

Submission wizard

- Manuscript Title
- Author(s) Information
- **Abstract of Manuscript**
- Keywords
- Leave a message
- Upload the manuscript files
- Confirm
- Submission completed


Previous

Next

Step 4h:
click “next” into the next step

Please provide your abstract below : **(Required)**

Enter your Abstract of Manuscript here

**Journal of Fiber Bioengineering and Informatics**

Submission wizard

- Manuscript Title
- Author(s) Information
- Abstract of Manuscript
- **Keywords**
- Leave a message
- Upload the manuscript files
- Confirm
- Submission completed

Previous

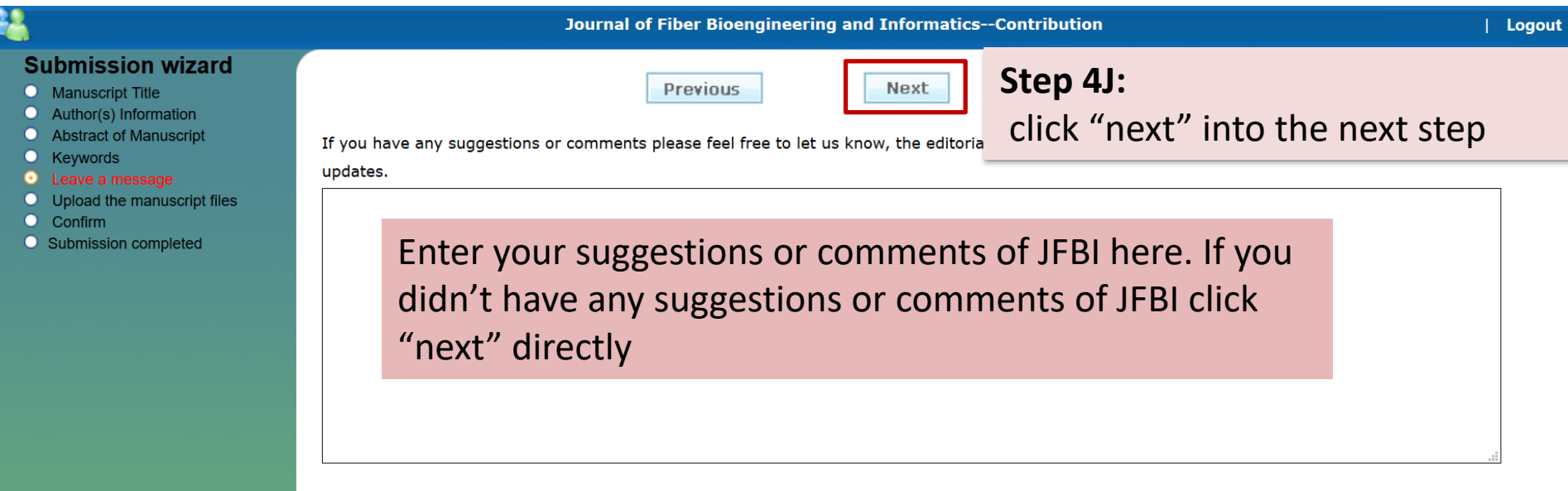
Next

Step 4l:
click “next” into the next step

Please input the keywords of your Manuscript.
Remark: Please use semi-colons to separate between keywords.

Enter your keywords of Manuscript here

How to submit paper



The screenshot shows the submission wizard for the Journal of Fiber Bioengineering and Informatics. The interface includes a sidebar with a list of steps, a main content area with navigation buttons, and a large text box for comments.

Journal of Fiber Bioengineering and Informatics--Contribution | Logout

Submission wizard

- Manuscript Title
- Author(s) Information
- Abstract of Manuscript
- Keywords
- **Leave a message**
- Upload the manuscript files
- Confirm
- Submission completed


[Previous](#) [Next](#)

If you have any suggestions or comments please feel free to let us know, the editoria updates.

Step 4J:
click “next” into the next step

Enter your suggestions or comments of JFBI here. If you didn't have any suggestions or comments of JFBI click “next” directly

How to submit paper


Journal of Fiber Bioengineering and Informatics

Submission wizard

- Manuscript Title
- Author(s) Information
- Abstract of Manuscript
- Keywords
- Leave a message
- **Upload the manuscript files**
- Confirm
- Submission completed

Previous

Next

Upload file (Required)

Please upload your manuscript here (You need to make sure that have revised the paper according to the comments from reviewer and editor strictly !). If you uploaded a file by mistake, please delete it in the table, then upload the correct one accordingly. (Important: Please upload the files one by one in appropriate place.)

Full Manuscript (or zipped files)	<input type="button" value="浏览..."/> 未选择文件。	<input type="button" value="Upload"/> (Required) (rar doc zip pdf tex docx . 20M)
	<input type="button" value="浏览..."/> 未选择文件。	<input type="button" value="Upload"/> (10M)
Other related files	<input type="button" value="浏览..."/> 未选择文件。	<input type="button" value="Upload"/> (rar doc zip pdf tex docx . 20M)

Step 4k:

click “next” into the next step

① Browse and uploading your Manuscripts in the first box, if your total file sizes exceed 20MB, please separate into different zip files and upload accordingly.

How to submit paper

Journal of Fiber Bioengineering and Informatics--Contribution

Submission wizard

- Manuscript Title
- Author(s) Information
- Abstract of Manuscript
- Keywords
- Leave a message
- Upload the manuscript files
- Confirm**
- Submission completed

Final confirmation before submitting

Title	Your Title	Modify
Authors	Author 1 ; Author 2; ...	Modify
Abstract	Your abstract	Modify
Keywords	Your key words	Modify
Message	paper	Modify
Original version	(14.0 MB)	Modify

Please confirm all the above information and click **Submit immediately** to submit.

Click **Main Menu** to cancel and the Incompleted information will be saved in "Incompleted submission".

Note:

- (1) Manuscripts cannot be changed after submission un
- (2) The manuscript will be in the "Waiting for revision"
- (3) If you cancel or close this window, your manuscript

Step 4L:

① You can modify your Manuscript information before final confirmation to submit.

② Otherwise, you can click "Submit Immediately" to complete the submission

How to submit paper

Submission wizard

- Instruction
- Copyright Agreement
- Manuscript Title
- Author(s) Information
- Abstract of Manuscript
- Keywords
- Leave a message
- Upload the manuscript files
- Confirm
- **Submission completed**

Submitted successfully!

Dear Author,

Thank you for your submission.

Your manuscript "(

he editorial team.

Your Tittle

" has been successfully delivered to t

We will assign your manuscript an ID once the editorial department has accepted the submission and provide you feedback with reviewers' comments soon.

Please feel free to contact us if there is any problem.

You might also login to check the paper status and modify your information.

Thank you very much for your participation and contribution.

JFBI

[Main Menu](#)

You have now successfully submitted your paper.

How to submit paper

Receipt of your Manuscript



发件人: TBIS-JFBI <tbisjfbinfo@163.com> +

收件人:

时 间: 2022年12月20日 15:27 (星期二)

*** This is an automatically generated email, please do not reply to this message ***

For any inquiries, please send email to tbis@tbisociety.org by quoting your manuscript ID.

Dear

Your submitted manuscript titled as

Your paper has been sent to ISC (International Scientific Committee) for review.

You will then receive a Manuscript ID after the pre-screening process has been completed.

We will keep you updated with the progress.

Meanwhile, you might also check the processing status of your paper through our platform.

Thank you very much for your attention.

Best Regards,

Email: tbis@tbisociety.org

Whatsapp: +852 63905379

Facebook: www.facebook.com/tbisociety.org

Wechat: TBIS-123




You will get an e-mail from TBIS if your paper has been successfully submitted.





Checking submission status


Step 5: Checking submission

You have now successfully submitted your paper. Once you have clicked submit immediately you should be redirected to the homepage.



Journal of Fiber Bioengineering and Informatics
 ISSN: 1940-8676
 CN:
 Tel: (852) 81700229
 E-mail: joffbi@gmail.com

 Refresh
  Logout
  Help
  Journal home

[Author Center](#)
 [Switch Journal](#)

[For authors](#)
[Instructions](#)
[Template](#)
[Agreement](#)
[For revision](#)
[Galley proof](#)
[About process](#)



[[Modify personal information](#)]

Keywords:

[Messages from editor\(0\)](#)

Submit new manuscript: [→ Submission Wizard](#)

Manuscripts needing your operation

Manuscript you can operate

[New submission \(1\)](#)

Manuscripts for viewing only

Note:

- (1) Click the menu to browse the manuscript list and the details such as process and reviewing comments.
- (2) The information of the manuscript will be displayed.
- (3) New submission will be displayed.
- (4) All the details of the manuscript will be displayed.

If you have successfully submitted a paper there should be a notification under new submission.

You can click **New submission** to see the details.

Author Login Homepage explanation

Journal of Fiber Bioengineering and Informatics
 ISSN: 1940-8676
 CN:
 Tel: (852) 81700229
 E-mail: joffbi@gmail.com

Refresh Logout Help Journal home

Author Center **Switch Journal**

For authors [Instructions](#) [Template](#) [Agreement](#) [For revision](#) [Galley proof](#) [About process](#)

Submit new manuscript **Submission Wizard**

Manuscripts needing your operation

Manuscript you can operate
 New submission (1)

Manuscripts for viewing only

Note:
 (1) Click
 (2) The
 (3) New
 (4) All the manuscripts being processed are manuscripts that have been accepted by the editorial office, waiting for review, or being edited.

Other Manuscripts status
 • Submission in progress with editor – Slide 21
 • Manuscript accepted

Annotations:
 ① Click to start a new submission
 ② Click to Modified author's information
 ③ Manuscripts to be continued for submission

Buttons and Links:
 [Modify personal information]
 Keywords:
 Messages from editor(0)

Thank you for your support to TBIS.